



2022 Annual
**WATER QUALITY
REPORT**

Fort Rucker

PWS ID: AL0001489

**QUALITY. ONE MORE WAY
WE KEEP LIFE FLOWING.**



AMERICAN WATER

Military Services

WE KEEP LIFE FLOWING™

What is a Consumer Confidence Report (CCR)



Each year, American Water Fort Rucker, operated by American Water Military Services, produces a Water Quality Report. For more information about this report, please contact American Water Fort Rucker at 334-503-1761

Once again, we proudly present our Annual Water Quality Report, also referred to as a Consumer Confidence Report (CCR). CCRs let consumers know what contaminants, if any, were detected in their drinking water as well as related potential health effects. CCRs also include details about where your water comes from and how it is treated. Additionally, they educate customers on what it takes to deliver safe drinking water and highlight the need to protect drinking water sources.

TABLE OF CONTENTS

What is a Consumer Confidence Report	2
Mark of Excellence	3
About Your Drinking Water Supply	4
What are the Sources of Contaminants?	5
Protecting Your Drinking Water Supply	6
About Lead	7
Important Information About Your Water	8-9
• Chloramines	
• Fluoride	
• Cryptosporidium	
• Nitrates	
• UCMR	
• PFOA/PFAS	
Water Quality Results	10
Definitions of Terms Used in Document	11
Water Quality Results: Detailed Charts	13-17
Tested for, But Not Detected	18
Contact Us	19

A message from **American Water- Military Services Group President**

American Water's Military Services Group owns and operates water and wastewater utilities under the Utilities Privatization program and proudly provides water and wastewater services to military communities around the country, including yours. Our Company's Vision – "We Keep Life Flowing" - drives everything we do for you, our customers. To reinforce our vision and maintain your trust, it's important that we share with you information about our commitment to providing high-quality water service.

I am pleased to provide you with the 2022 Annual Water Quality Report with detailed information about the source and quality of your drinking water. We have prepared this report using the data from water quality testing conducted for your local water system from January through December 2022.

With equal importance, we place a strong focus on acting as stewards of our environment. In all the communities we serve, we work closely with the local directorates of public works, civil engineering squadrons, local environmental departments, and state regulatory agencies to protect environmental quality, educate customers on how to use water wisely, and ensure the high quality of your drinking water every day.

At American Water, our values – safety, trust, environmental leadership, teamwork, and high performance – mean more than simply making water available "on-demand". It means every employee working to deliver a key resource for public health, fire protection, mission assurance, the economy, and the overall quality of life we all enjoy. For more information or for additional copies of this report, visit us online at www.amwater.com.

Steve Curtis
Military Services Group
American Water



ATTENTION: Landlords and Apartment Owners

Please share a copy of this notice with your tenants. It includes important information about their drinking water quality.



About Your Drinking Water Supply

WHERE YOUR WATER COMES FROM

Fort Rucker receives its raw water supply from seven groundwater wells located in the Tuscahoma Sand, Providence Sand, Clayton, Ripley and Nanafalia aquifers. Fort Rucker - American Water staff operate water treatment plants located on Fort Rucker, which treats water from these various groundwater sources and has a capacity to treat approximately five million gallons of water per day. The Fort Rucker water system includes two additional sources of water in the form of water distribution system interconnections with other municipal treated water sources. One interconnection is located at Cairns Army Airfield, with service from the City of Daleville. One interconnection is located at Shell Army Airfield, with service from the City of Enterprise. The Fort Rucker water distribution system includes four water storage tanks with a total storage capacity of two million gallons

Disinfection treatment: Current treatment processes include chlorination and fluoridation. Throughout the process, dedicated plant operations and water quality staff continuously monitor and control these treatment processes to assure you, our customers, superior quality water.



QUICK FACTS ABOUT THE FORT RUCKER WATER SYSTEM

Communities

served: Fort Rucker, AL

Water source: Seven ground water wells located in the Tuscahoma Sand, Providence Sand, Clayton, Ripley and Nanafalia aquifers.

Average amount of water supplied to customers on a daily basis: 813,698 gallons/day



About Your Drinking Water Supply

NOTICE OF SOURCE WATER ASSESSMENT (SWA)

In compliance with the Alabama Department of Environmental Management (ADEM), Fort Rucker – American Water has developed a Source Water Assessment plan that will assist in protecting our water sources. A copy of the report is available in our office for review during normal business hours, or you may purchase a copy upon request for a nominal reproduction fee. Please help us make this effort worthwhile by protecting our source water. Carefully follow instructions on pesticides and herbicides you use for your lawn and garden, and properly dispose of household chemicals, paints and waste oil.

- known contaminant plumes;
- historic waste dumps/landfills
- high-density housing
- apartments and condominiums
- home manufacturing
- parks
- parking lots/malls
- office buildings/complexes
- schools
- medical/dental/veterinary offices/clinics
- low- and high-density septic systems
- sewer collection systems; waste transfer/recycling station
- wastewater treatment plants
- fertilizer, pesticide/ herbicide application
- irrigated/non-irrigated crops
- golf courses
- automobile repair shops and gas stations
- fleet/truck/bus terminals
- utility station maintenance areas
- motor pools
- historic gas stations
- machine shops
- electrical/electronic manufacturing
- chemical/petroleum processing/storage
- metal plating/finishing/fabricating
- plastics/synthetics producers
- photo processing/printing
- chemical/petroleum pipelines
- food processing
- construction/demolition staging areas
- appliance/electronic repair
- hotels and motels
- agricultural/irrigation wells
- oil, gas, geothermal wells
- water supply wells
- monitoring/test wells
- injection wells/dry wells/sumps
- research laboratories
- hospitals
- contractor or government agency equipment storage yards
- hardware/lumber/parts stores
- historic and active mining operations
- boat services/repair/refinishing
- sand/gravel mining
- wood/pulp/paper processing and mills
- underground storage tanks (decommissioned inactive tanks), upgraded/registered-active tanks, non-regulated tanks, and not yet upgraded or registered tanks.



What are the Sources of Contaminants?

To provide tap water that is safe to drink, EPA prescribes regulations which limit the amount of certain contaminants in water provided by public water systems. U.S. Food and Drug Administration (FDA) regulations establish limits for contaminants in bottled water which must provide the same protection for public health.

Drinking water, including bottled water, may reasonably be expected to contain at least small amounts of some contaminants. The presence of contaminants does not necessarily indicate that water poses a health risk. More information about contaminants and potential health effects can be

obtained by calling the Environmental Protection Agency's Safe Drinking Water Hotline (800-426-4791).

The sources of drinking water (both tap water and bottled water) include rivers, lakes, streams, ponds, reservoirs, springs, aquifers and/or groundwater. As water travels over the surface of the land or through the ground, it dissolves naturally-occurring minerals and, in some cases, radioactive material, and can pick up substances resulting from the presence of animals or from human activity.

SPECIAL HEALTH INFORMATION

Some people may be more vulnerable to contaminants in drinking water than the general population. Immuno-compromised persons such as persons with cancer undergoing chemotherapy, persons who have undergone organ transplants, people with HIV/AIDS or other immune system disorders, some elderly, and infants can be particularly at risk from infections. These people should seek advice about drinking water from their health care providers. EPA/Centers for Disease Control and Prevention (CDC) guidelines on appropriate means to lessen the risk of infection by Cryptosporidium and other microbial contaminants are available from the Safe Drinking Water Hotline (800-426-4791).

CONTAMINANTS THAT MAY BE PRESENT IN SOURCE WATER INCLUDE:	
Microbial Contaminants	such as viruses and bacteria, which may come from sewage treatment plants, septic systems, agricultural livestock operations, and wildlife.
Inorganic Contaminants	such as salts and metals, which can be naturally occurring or may result from urban storm water runoff, industrial or domestic wastewater discharges, oil and gas production, mining, or farming.
Pesticides and Herbicides	which may come from a variety of sources, such as agriculture, urban storm water runoff, and residential uses.
Organic Chemical Contaminants	including synthetic and volatile organic chemicals, which are by-products of industrial processes and petroleum production, and may also, come from gas stations, urban storm water runoff, and septic systems.
Radioactive Contaminants	which can be naturally occurring or may be the result of oil and gas production and mining activities.



Protecting Your Drinking Water Supply

Protecting drinking water at its source is an important part of the process to treat and deliver high quality water. It takes a community effort to protect our shared water resources. This includes utilities, businesses, residents, government agencies and organizations. Everyone who lives, works, and plays in the area has a role and stake in clean water supplies.

WHAT CAN YOU DO?

Quality drinking water starts upstream. Everyone can help maintain and improve drinking water supplies through the following actions:

- Properly dispose of pharmaceuticals, household chemicals, oils and paints. Materials can impact water ways if poured down the drain, flushed down the toilet, or dumped on the ground.
- Check for leaks from automobiles and heating fuel tanks. Clean up any spills using an absorbent material like cat litter. Sweep up the material and put it in a sealed bag in the trash.
- Clean up after your pets and limit the use of fertilizers and pesticides.
- Take part in watershed activities.

Report any spills, illegal dumping or suspicious activity to Fort Rucker American Water Military Services at 334-503-1761.

FOR MORE INFORMATION

To learn more about your water supply and local activities, visit us online at www.amwater.com

WHAT ARE WE DOING?

Our priority is to provide reliable, quality drinking water service for customers. The source of supply is an important part of that mission. We work to understand and reduce potential risks to your drinking water supply. We have developed a Source Water Protection Plan under the Alabama Department of Environmental Management (ADEM). This is a voluntary program to identify and address potential threats to drinking water supplies. Stakeholder involvement is an important part of the program. We partner with DEP to host annual meetings to review progress on the plan with stakeholders. We also welcome input on the plan or local water supplies through our online feedback form.

Here are a few of the efforts underway to protect our shared water resources:



Community Involvement: We have a proactive public outreach program to help spread the word and get people involved. This includes school education, contests, and other community activities.



Environmental Grant Program: Each year, we fund projects that improve water resources in our local communities.



Pharmaceutical Collection: We sponsor drop box locations across the Commonwealth for residents to safely dispose of unwanted drugs for free. This helps keep pharmaceutical products from entering water supplies.

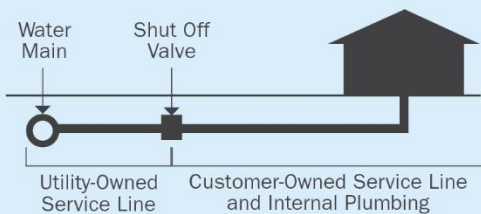


Protect Our Watersheds Art Contest: Open to fourth, fifth and sixth graders, the contest encourages students to use their artistic skills to express the importance of protecting our water resources.

About Lead

If present, elevated levels of lead can cause serious health problems, especially for pregnant women and young children. Lead in drinking water is primarily from materials and components associated with service lines and home plumbing. American Water is responsible for providing high quality drinking water, but cannot control the variety of materials used in plumbing components. When your water has been sitting for several hours, you can minimize the potential for lead exposure by flushing your tap for 30 seconds to 2 minutes before using water for drinking or cooking. If you are concerned about lead in your water, you may wish to have your water tested. Information on lead in drinking water, testing methods, and steps you can take to minimize exposure is available from the Safe Drinking Water Hotline or at <http://www.epa.gov/safewater/lead>.

UTILITY-OWNED VS. CUSTOMER-OWNED PORTION OF THE SERVICE LINE



Please note: This diagram is a generic representation. Variations may apply.

The most common source of lead in tap water is from the customer's plumbing and their service line.

Our water mains are not made of lead; however, the water service line that carries the water from the water main in the street to your home could be. Homeowners' service lines may be made of lead, copper, galvanized steel or plastic. You can assess your service line material where it enters your home, typically in your basement, crawl space or garage, near the inlet valve.

MINIMIZING YOUR POTENTIAL EXPOSURE

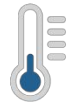
You cannot see, smell or taste lead, and boiling water will not remove lead. Here are steps you can take to reduce your potential exposure if lead exists in your home plumbing.

CHECK YOUR PLUMBING AND SERVICE LINE

If you live in an older home, consider having a licensed plumber check your plumbing for lead. If your service line is made of lead, and you're planning to replace it, be sure to contact us at 1-334-503-1761.



1. Flush your taps. The longer the water lies dormant in your home's plumbing, the more lead it might contain. If the water in your faucet has gone unused for more than six hours, flush the tap with cold water for 30 seconds to two minutes before drinking or using it to cook. To conserve water, catch the running water and use it to water your plants.



2. Use cold water for drinking and cooking. Hot water has the potential to contain more lead than cold water. If hot water is needed for cooking, heat cold water on the stove or in the microwave.



3. Routinely remove and clean all faucet aerators.



4. Look for the "Lead Free" label when replacing or installing plumbing fixtures.



5. Follow manufacturer's instructions for replacing water filters in household appliances, such as refrigerators and ice makers, as well as home water treatment units and pitchers. Look for NSF 53 certified filters.



6. Flush after plumbing changes. Changes to your service line, meter, or interior plumbing may result in sediment, possibly containing lead, in your water supply. Remove the strainers from each faucet and run the water for 3 to 5 minutes.

Important Information About **Drinking Water**

FLUORIDE

Fluoride is a naturally occurring substance. It can be present in drinking water from two sources:


1. **By nature** when groundwater comes into contact with fluoride-containing minerals naturally present in the earth; or
2. **By a water purveyor** through addition of fluoride to the water they are providing in the distribution system.

The Fort Rucker System has naturally-occurring fluoride in the groundwater and also receives fluoridated water from the Main post wells. Beginning Month 1, 2020, the fluoride levels at the main post wells was adjusted to achieve an optimal fluoride level of 0.7 parts per million (ppm) and a control range of 0.1 ppm to 1.0 ppm to comply with the state's Water Fluoridation Standards. The naturally-occurring fluoride levels in the Main post wells] groundwater sources are close to optimal levels (approximately 0.1 ppm) and with [0.7] fluoride addition, the fluoride levels in the entire system are consistent year-round.

If you have any questions on fluoride, please call American Water's Customer Service Center at 334-503-1761

NITRATES

Nitrate in drinking water at levels above 10 ppm is a health risk for infants of less than six months of age. High nitrate levels in drinking water can cause blue baby syndrome. Nitrate levels may rise quickly for short periods of time because of rainfall or agricultural activity. If you are caring for an infant you should ask advice from your health care provider.





Water Quality Results

WATER QUALITY STATEMENT

We are pleased to report that during calendar year 2022, the results of testing of your drinking water complied with all state and federal drinking water requirements.

For your information, we have compiled a list in the table below showing the testing of your drinking water during 2022. The Alabama Department of Environmental Management (ADEM), allows us to monitor for some contaminants less than once per year because the concentration of the contaminants does not change frequently. Some of our data, though representative, are more than one year old.

Definitions of Terms Used in This Report

Action Level (AL): The concentration of a contaminant, which, if exceeded, triggers treatment or other requirements, that a water system must follow.

LRAA: Locational Running Annual Average

Maximum Contaminant Level (MCL): The highest level of a contaminant that is allowed in drinking water. MCLs are set as close to the MCLGs as feasible using the best available treatment technology. Secondary MCLs (SMCL) are set to protect the odor, taste, and appearance of drinking water.

Maximum Contaminant Level Goal (MCLG): The level of a contaminant in drinking water below which there is no known or expected risk to health. MCLGs allow for a margin of safety.

Maximum Residual Disinfectant Level (MRDL): The highest level of disinfectant allowed in drinking water. There is convincing evidence that addition of a disinfectant is necessary for control of microbial contaminants.

Maximum Residual Disinfectant Level Goal (MRDLG): The level of a drinking water disinfectant below which there is no known or expected risk to health.

MRDLGs do not reflect the benefits of the use of disinfectants to control microbial contaminants.

MFL: Million fibers per liter.

micromhos per centimeter ($\mu\text{mhos/cm}$): A measure of electrical conductance.

NA: Not applicable

N/A: No data available

ND: Not detected

Nephelometric Turbidity Units (NTU): Measurement of the clarity, or turbidity, of the water.

pH: A measurement of acidity, 7.0 being neutral.

picocuries per liter (pCi/L): Measurement of the natural rate of disintegration of radioactive contaminants in water (also beta particles).

parts per billion (ppb): One part substance per billion parts water, or micrograms per liter.

parts per million (ppm): One part substance per million parts water, or milligrams per liter.

parts per trillion (ppt): One part substance per trillion parts water, or nanograms per liter.

Primary Drinking Water Standard (PDWS): MCLs for contaminants that affect health along with their monitoring and reporting requirements and water treatment requirements.

RAA: Running Annual Average

Secondary Maximum Contaminant Level (SMCL): Secondary MCLs are set to protect the odor, taste, and appearance of drinking water.

TON: Threshold Odor Number

Total Dissolved Solids (TDS): An overall indicator of the amount of minerals in water.

Treatment Technique (TT): A required process intended to reduce the level of a contaminant in drinking water.

Variances and Exemptions: State or EPA permission not to meet an MCL or utilize a treatment technique under certain conditions.

%: Percent

MEASUREMENTS

Parts Per Million



in a 10 gallon fish tank

Parts Per Billion



in a 10,000 gallon swimming pool

Parts Per Trillion



in 35 junior size Olympic pools

Water Quality Results

American Water Military Service Group – Fort Rucker conducts extensive monitoring to determine if your water meets all water quality standards. The detections of our monitoring are reported in the following tables. While most monitoring was conducted in 2020, certain substances are monitored less than once per year because the levels do not change frequently. For help with interpreting the tables below, see the “Definition of Terms Used in This Report” on the previous page.

HOW TO READ THIS TABLE (FROM LEFT TO RIGHT)

- Starting with **Substance (with units)**, read across.
- **Year Sampled** is usually in 2022, but may be a prior year.
- A **Yes** under **Compliance Achieved** means the amount of the substance met government requirements.
- **MCLG/MRDLG** is the goal level for that substance (this may be lower than what is allowed).
- **MCL/MRDL/TT/Action Level** shows the highest level of substance (contaminant) allowed.
- **Highest, Lowest or Average Compliance Result** represents the measured amount detected.
- **Range** tells the highest and lowest amounts measured.
- **Typical Source** tells where the substance usually originates.

Some unregulated substances are measured, but maximum contaminant levels have not been established by the government. These contaminants are shown for your information.

NOTE: Regulated contaminants not listed in this table were not found in the treated water supply.

LEAD AND COPPER MONITORING PROGRAM - At least 30 tap water samples collected at customers' taps every three years.

Substance (with units)	Year Sampled	Compliance Achieved	MCLG	Action Level (AL)	90 th Percentile	No. of Homes Sampled	Homes Above Action Level	Typical Source
Lead	2022	Yes	.0015	0.015	0.0019	30	0	Corrosion of household plumbing systems.
Copper (ppm)	2022	Yes	1.0	1.0	0.17	30	0	Corrosion of household plumbing systems.

REVISED TOTAL COLIFORM RULE - At least 20 samples collected each month in the distribution system

Substance (with units)	Year Sampled	Compliance Achieved	MCLG	MCL	Highest Percentage OR Highest No. of Samples	Typical Source
Total Coliform ¹	2022	Yes	0	*TT = Less than 5% OR TT = No more than 1 positive monthly sample	0 %	Naturally present in the environment.
E. Coli ²	2022	Yes	0	TT = No confirmed samples	0 %	Human and animal fecal waste.

NOTE: Coliforms are bacteria that are naturally present in the environment and are used as an indicator of the general bacteriological quality of the water. We are reporting the highest percentage of positive samples / highest number of positive samples in any month.

¹The Treatment Technique for Total Coliforms requires that if the maximum percentage OR number of total coliform positive samples are exceeded a system assessment must be conducted, any sanitary defects identified, and corrective actions completed. Additional Level 1 Assessments or Level 2 Assessments are required depending on the circumstances.

²The Treatment Technique for E.Coli requires that for any total coliform positive routine sample with one or more total coliform positive check samples and an E.Coli positive result for any of the samples a Level 2 Assessment must be conducted, any sanitary defects identified, and corrective actions completed. The E.Coli MCL is exceeded if routine and repeat samples are total coliform-positive and either is E.,Coli positive, or the system fails to take repeat samples following an E.Coli positive routine sample, or the system fails to analyze total coliform-positive repeat samples for E.Coli.

DISINFECTION BYPRODUCTS - Collected in the Distribution System

Substance (with units)	Year Sampled	Compliance Achieved	MCLG	MCL	Highest Compliance Result	Range Detected	Typical Source
Total Trihalomethanes (TTHMs) (ppb)	2022	Yes	NA	80	19	0 - 19	By-product of drinking water disinfection.
Haloacetic Acids (HAAs) (ppb)	2022	Yes	NA	60	5.7	0 - 5.7	By-product of drinking water disinfection.

NOTE: Compliance is based on the running annual average at each location. The Highest Compliance Result reflects the highest average at any location and the Range Detected reflects all samples from this year used to calculate the running annual average.

DISINFECTANTS - Collected in the Distribution System and at the Treatment Plant

Substance (with units)	Year Sampled	Compliance Achieved	MCLG	MCL	Highest Compliance Result	Range Detected	Typical Source
Chlorine (ppm) (Distribution System)	2022	Yes	MRDLG = 4	4	2.20	0.30 - 2.20	Water additive used to control microbes.

1 - Data represents the highest monthly average of chlorine residuals measured throughout our distribution system.

2 - Data represents the lowest residual entering the distribution system from our Groundwater treatment plant.

REGULATED SUBSTANCES - Collected from wells

Substance (with units)	Year Sampled	Compliance Achieved	MCLG	MCL	Highest Compliance Result	Range Detected	Typical Source
Barium (ppm)	2022	Yes	2.0	2.0	0.016	0.001 to 0.016	Discharge of drilling wastes; discharge from metal refineries; erosion of natural deposits.
Fluoride	2022	Yes	4.0	4.0	0.880	.0.720 to 0.880	Erosion of natural deposits. Water additive which promotes strong teeth. Discharge from factories.
Nitrate (ppm)	2022	Yes	10	10	0.18	0.160 to 0.180	Runoff from fertilizer use; industrial or domestic wastewater discharges; erosion of natural deposits.
Radium 228	2019	Yes	5	5	.60	0 to .60	Naturally occurring in the environment or as a result of industrial discharge or agricultural run of
Chloride	2022	Yes	250	250	7.40	4.70 to 7.40	Erosion of natural deposits
Gross Alpha	2019	Yes	15	15	1.7	0 to 1.7	Naturally occurring in the environment or as a result of industrial discharge or agricultural run of
Iron	2022	Yes	0.30	0.3	0.048	0 to .048	Naturally occurring in the environment or as a result of industrial discharge or agricultural run of
Sulfate	2022	Yes	250	250	9.3	8.8 to 9.3	Erosion of natural deposits
Zinc	2022	Yes	5	5	0.027	0 to .0.027	Naturally occurring in the environment or as a result of industrial discharge or agricultural run off.
Total Dissolved Solids	2022	Yes	500	500	171	154 to 171	Naturally occurring in the environment or as a result of industrial discharge or agricultural run off.

OTHER SUBSTANCES OF INTEREST - Collected from wells

Substance (with units)	Year Sampled	Compliance Achieved	MCLG	Limit	Highest Result	Comments
Total Hardness	2022	Yes	NA	N/A	89.4	1
Calcium	2022	NA	NA	N/A	24.6	1
Sodium	2022	NA	NA	N/A	31	2
pH	2022	Yes	NA	N/A	7.4	1
Hardness	2022	NA	NA	N/A	99.7	1
Strontium	2013	NA	NA	N/A	1170.1	1
Alkalinity	2022	NA	NA	N/A	143	1

1 - Substances with Secondary MCLs do not have MCLGs and are not legally enforceable; these limits are primarily established to address aesthetic concerns.

2 - For healthy individuals the sodium intake from water is not important because a much greater intake of sodium takes place from salt in the diet. However, sodium levels above the recommended upper limit may be of concern to individuals on a sodium restricted diet.



UNREGULATED CONTAMINANT MONITORING RULE (UCMR)

The EPA created the Unregulated Contaminants Monitoring Rule (UCMR) to assist them in determining the occurrence of unregulated contaminants in drinking water and whether new regulations are warranted. The first Unregulated Contaminants Monitoring Rule (UCMR1) testing was completed in 2003 for a list of contaminants specified by the EPA. Unregulated contaminants are those for which the EPA has not established drinking water standards. UCMR2 testing was conducted between November 2008 and August 2009, and UCMR3 assessment monitoring was conducted between January 2013 and December 2016. The fourth list of contaminants to monitor as part of the UCMR was published by the EPA in December 2016. UCMR4 testing began in 2018 and will continue until 2020. The results from the UCMR monitoring are reported directly to the EPA. The results of this monitoring are incorporated in the data tables in this report as appropriate. For more information, contact our Customer Service Center at 1-334-503-1761.

PFAS

Per- and polyfluoroalkyl substances (PFAS) are manufactured chemicals used in many household products including nonstick cookware (e.g., Teflon™), stain repellants (e.g., Scotchgard™), and waterproofing (e.g., GORE-TEX™). They are also used in industrial applications such as in firefighting foams and electronics production. There are thousands of PFAS chemicals, and they persist in the environment. Two well-known PFAS chemicals are perfluorooctanoic acid (PFOA) and perfluorooctane sulfonic acid (PFOS). These were phased out of production in the United States and replaced by hexafluoropropylene oxide-dimer acid (commonly known as GenX), perfluorobutane sulfonic acid (PFBS) and others.

American Water has performed voluntary sampling to better understand occurrence of certain PFAS in drinking water sources. This sampling allows us to understand how our water compares against the non-enforceable Health Advisory Level set by U.S. EPA. Sampling also allows American Water to be better prepared as U.S. EPA and Alabama Department of Environmental Management are currently developing drinking water standards for PFOA and PFOS.

Additionally, in 2024, American Water- Fort Rucker will be checking our drinking water for 29 PFAS chemicals through our participation in the U.S. EPA Unregulated Contaminant Monitoring Rule program, or UCMR. Through the UCMR program, water systems collect data on a group of contaminants that are currently not regulated in drinking water at the federal level. U.S. EPA uses this information when deciding if it needs to create new drinking water limits.

The science and regulation of PFAS and other contaminants is always evolving, and American Water strives to be a leader in research and development. PFAS contamination is one of the most rapidly changing areas in the drinking water field. We have invested in our own independent research, as well as engaging with other experts in the field to understand PFAS occurrence in the environment. We are also actively assessing treatment technologies that can effectively remove PFAS from drinking water, because we believe that investment in research is critically important to addressing this issue.



American Water has a history of leading research to understand contaminants that can make their way through the environment. Our dedicated scientists work with leaders in the water community to develop methods to detect, sample, measure and address these contaminants. Because investment in research is critical to address PFAS, American Water actively assesses treatment technologies that can effectively remove PFAS from drinking water.

Lauren A. Weinrich, Ph.D.
Principal Scientist

UNREGULATED CONTAMINANT MONITORING RULE

Unregulated contaminants are those for which the EPA has not established drinking water standards. The purpose of unregulated contaminant monitoring is to assist the EPA in determining the occurrence of unregulated contaminants in drinking water and whether future regulation is necessary. Every five years, the EPA issues a new list of no more than 30 unregulated contaminants to be monitored.

ADDITIONAL WATER QUALITY PARAMETERS OF INTEREST - Water Leaving the Treatment Facility)				
Parameter	Units	Average Result	Range Detected	Typical Source
Chloroform	mg/l	0.00086	0 to 0.004	Naturally occurring in the environment or as a result of industrial discharge or agricultural run off.
Bromodichloromethane	mg/l	0.00043	0 to 0.003	Naturally occurring in the environment or as a result of industrial discharge or agricultural run off.
Chlorodifluoromethane	mg/l	ND	ND	Naturally occurring in the environment or as a result of industrial discharge or agricultural run off.
Dibromochloromethane	mg/l	0.00043	0 to 0.003	Naturally occurring in the environment or as a result of industrial discharge or agricultural run off.
Bromide	mg/l	0.000	0 to 0.0001	Naturally occurring in the environment or as a result of industrial discharge or agricultural run off.
Magnesium	mg/l	7.4	6.8 to 7.8	Naturally occurring in the environment or as a result of industrial discharge or agricultural run off.
Total Haloacetic Acids	ppb	0.0019	0 to 0.0025	By-product of drinking water disinfection
Total Haloacetic Acids - Br	ppb	ND	ND	By-product of drinking water disinfection
Total Haloacetic Acids-UCMR4	ppb	ND	ND	By-product of drinking water disinfection
Trichloroacetic Acid	ppb	ND	ND	By-product of drinking water disinfection
Bromoform	mg/l	0.00017	0 to 0.00120	Naturally occurring in the environment or as a result of industrial discharge or agricultural run off.
Manganese*	mg/l	0	0 to 0	Naturally-occurring elemental metal; largely used in aluminum alloy production. Essential dietary element.

* Manganese has a Secondary MCL of .0050 mg/l

PFAS

American Water has performed sampling, as required by Alabama Department of Environmental Management (ADEM), to better understand the occurrence of certain PFAS in drinking water sources. This sampling allows us and ADEM to understand how our water compares against the non-enforceable Health Advisory Level set by U.S. EPA. Sampling also allows American Water to be better prepared as U.S. EPA and Alabama Department of Environmental Management are currently developing drinking water standards for PFOA and PFOS.

UNREGULATED PERFLUORINATED COMPOUNDS					
Parameter	Year Sampled	Units	Average Result	Range Detected	Typical Source
Perfluorooctanoic Acid (PFOA)	2022	ppt	ND	ND	Manufactured chemical(s);used in household goods for stain, grease, heat, and water resistance.
Perfluorooctanesulfonic Acid (PFOS)	2022	ppt	ND	ND	

PFAS are not regulated in Alabama. In 2022, U.S. EPA set health advisory levels for four PFAS chemicals – PFOA (0.004 part per trillion (ppt)), PFOS (0.02 ppt), GenX (10 ppt), and PFBS (2,000 ppt). Based on current analytical methods, however, the health advisory levels for PFOA and PFOS are below the level of both detection (determining whether or not a substance is present) and quantitation (the ability to reliably determine how much of a substance is present). This means that it is possible for PFOA or PFOS to be present in drinking water at levels that exceed health advisories even if testing indicates no level of these chemicals. U.S. EPA is currently developing drinking water regulations for PFOA and PFOS that take these challenges into consideration and American Water will take appropriate actions to meet any new regulations. Finally, PFAS chemicals are unique, so two PFAS chemicals at the same level typically do not present the same risk. Therefore, you should not compare the results for one PFAS chemical against the results of another. For more information on PFAS, please visit <https://www.epa.gov/pfas>.

On July 11, 2022, American Water- Fort Rucker received a Monitoring Report of Non-Compliance for not having the PFAS test results submitted to the Alabama Department of Environmental Management (ADEM) within the first 10-day window of the following month in which the result was received or the first 10 days following the end of the required monitoring period. The monitoring period was for the second quarter of 2022. The water quality was never compromised during this period, and American Water- Fort Rucker has implemented the following management changes to mitigate such an event from happening again: samples will be collected earlier in the sampling cycle to allow our state certified lab ample time to analyze and submit our results to ADEM.



Tested for, but Not Detected

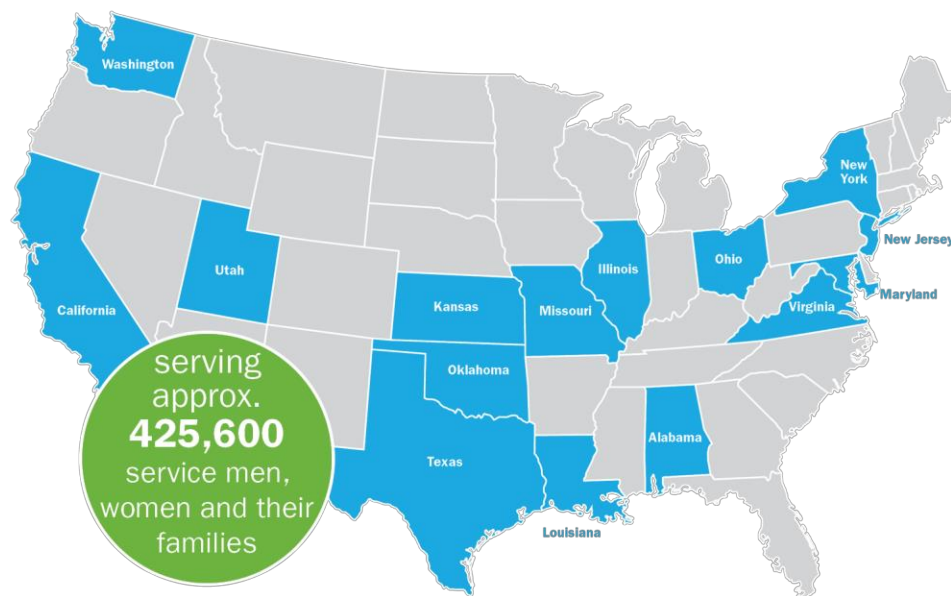
- 1,1,1-Trichloroethane
- 1,1,1,2-Trichloroethane
- 1,1-Dichloroethene
- 1,2,4-Trichlorobenzene
- 1,2-Dibromo-3-chloropropane
- 1,2-Dibromoethane (EDB)
- 1,2-Dichlorobenzene
- 1,2-Dichloroethane
- 1,2-Dichloropropane
- 1,4-Dichlorobenzene
- 2,4,5-T
- 2,4,5-TP (Silvex)
- 2,4-DB
- 3,5-Dichlorobenzoic Acid
- 3-Hydroxycarbofuran Acifluorfen
- Alachlor
- Aldicarb
- Aldicarb Sulfone Aldicarb Sulfoxide
- Aluminum - Total
- Antimony - Total Arochlor-1016
- Arochlor-1221 Arochlor-1232 Arochlor-1242
- Arochlor-1248 Arochlor-1254 Arochlor-1260 Arsenic - Total
- Barium - Total Bentazon
- Benzene
- Benzo(a)pyrene Beryllium - Total
- Boron - Total Bromoform Cadmium - Total Carbaryl (Sevin) Carbofuran
- Carbon tetrachloride Chlorobenzene
- Chromium - Total
- cis-1,2-Dichloroethene Cobalt - Total
- Copper - Total
- Cyanide, Total
- Dacthal
- Dalapon
- Di(2-ethylhexyl)adipate Di(2-ethylhexyl)phthalate
- Dicamba
- Dichloroprop
- Dinoseb
- Diquat
- Endothall
- Endrin
- Ethyl Benzene
- Gamma-BHC (Lindane) Glyphosate
- Heptachlor
- Heptachlor epoxide
- Hexachlorobenzene
- Hexachlorocyclopentadiene Iron - Total
- Lead - Total
- Manganese - Total
- Mercury - Total
- Methiocarb
- Methomyl
- Methoxychlor
- Methyl tert-Butyl ether (MTBE)
- Methylene chloride
- Molybdenum - Total
- Monobromoacetic Acid Nickel - Total
- Oxamyl (Vydate) Pentachlorophenol
- Perchlorate
- Picloram
- Silver - Total
- Simazine (Princep)
- Styrene
- Technical Chlordane
- Tetrachloroethene (PCE)
- Thallium - Total
- Toluene
- Total PCBs
- Toxaphene
- trans-1,2-Dichloroethene
- Trichloroethene (TCE)
- Vinyl chloride
- Xylene (total)
- Zinc - Total



About Us

With a history dating back to 1886, **American Water Works Company, Inc.** (NYSE: AWK) is the largest and most geographically diverse U.S. publicly traded water and wastewater utility company. The company employs more than 6,800 dedicated professionals who provide regulated and market-based drinking water, wastewater and other related services to an 15 million people in 46 states. American Water provides safe, clean, affordable and reliable water services to our customers to make sure we keep their lives flowing.

American Water's Military Services Group, a subsidiary of American Water, owns and operates water and wastewater systems on 17 military installations, serving approximately 425,600 service men, women and their families. For more information, visit amwater.com and follow us on Twitter and Facebook.



MILITARY SERVICES SITE LOCATIONS

ALABAMA

Fort Rucker

CALIFORNIA

Vandenberg Air Force Base

ILLINOIS

Scott Air Force Base

KANSAS

Fort Leavenworth

LOUISIANA

Fort Polk

MARYLAND

Fort Meade

MISSOURI

Fort Leonard Wood

NEW JERSEY

Picatinny Arsenal

NEW YORK

U.S. Army Garrison West Point

OHIO

Wright-Patterson Air Force Base

OKLAHOMA

Fort Sill

TEXAS

Fort Hood
Joint Base San Antonio

UTAH

Hill Air Force Base

VIRGINIA

Fort A.P Hill
Fort Belvoir

WASHINGTON

Joint Base Lewis-McChord

How to Contact Us

If you have any questions about this report, your drinking water, or service, please contact American Water- Military Services Group Ft. Rucker Monday to Friday, 7 a.m. to 3:45 p.m. at 334-503-1761.



WATER INFORMATION SOURCES

Alabama Department of Environmental Management (ADEM)
www.adem.alabama.gov

American Water
www.amwater.com

United States Environmental Protection Agency (USEPA):
www.epa.gov/safewater

Safe Drinking Water Hotline: (800) 426-4791

Centers for Disease Control and Prevention: www.cdc.gov

American Water Works Association: www.awwa.org

Water Quality Association: www.wqa.org

National Library of Medicine/National Institute of Health:
www.nlm.nih.gov/medlineplus/drinkingwater.html

This report contains important information about your drinking water. Translate it or speak with someone who understands it at 1-800-685-8660.

This report contains important information about your drinking water. Translate it, or speak with someone who understands it at 1-800-685-8660.

Este informe contiene información muy importante sobre su agua potable. Tradúzcalo o hable con alguien que lo entienda bien al 1-800-685-8660.

Ntawm no yog ib co lus qhia tseem ceeb heev txog koj cov dej seb huv npaum li cas. Yog tias koj xav tau kev pab txhais cov lus qhia no, thov hu rau pab ntawm 1-800-685-8660.

這是關於您的水質的十分重要的資訊。如果您需要幫助翻譯此資訊請致電 **1-800-685-8660** 與我們聯繫。

आपके पानी की गुणवत्ता के बारे में यह बहुत महत्वपूर्ण सूचना है। यदि इस सूचना के अनुवाद के लिए आपको सहायता की जरूरत हो, तो कृपया **1-800-685-8660** र हमें काल करें।

Это очень важная информация о качестве Вашей воды. Если Вам требуется перевод этой информации, позвоните нам по телефону 1-800-685-8660.

Ito ay isang napakahalagang impormasyon tungkol sa kalidad ng iyong tubig. Kung iyong kailangan ng tulong sa pagsalin ng impormasyon na ito, mangyaring tumawag sa amin sa 1-800-685-8660.

Đây là thông tin rất quan trọng về chất lượng nước của quý vị. Nếu quý vị cần thông dịch thông tin này, xin gọi chúng tôi theo số 1-800-685-8660.